



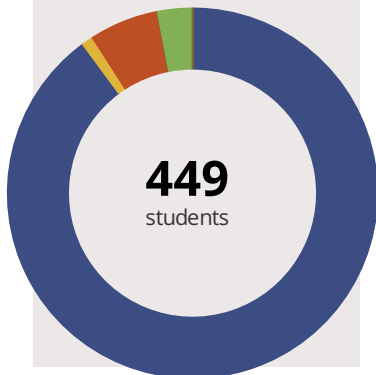
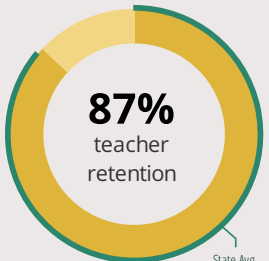
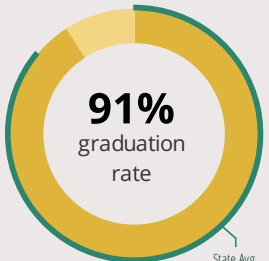
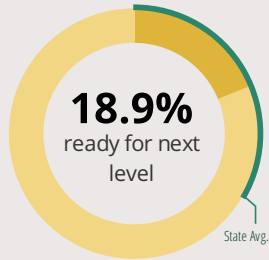
OREGON HIGH SCHOOL

210 S 10TH ST OREGON, IL 61061 1711 (815) 732-5300

Grades: 9-12
District: OREGON CUSD 220

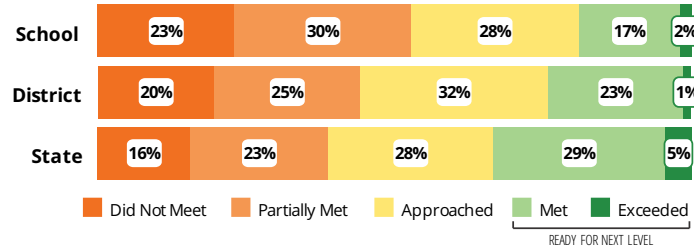
Principal: Mr. Andrew Nelson
Superintendent: Mr. Thomas Mahoney

FAST FACTS



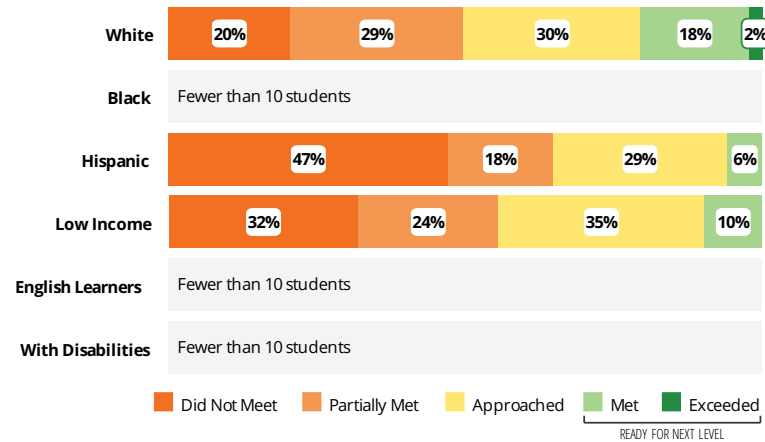
Academic Success

All Illinois students in grades 3-8 take the PARCC assessment each year. High school students take the PARCC in specific Math or English Language Arts (ELA) courses.



Success by Student Group

This display shows PARCC performance levels for each student group. No data is shown for groups with fewer than 10 students.

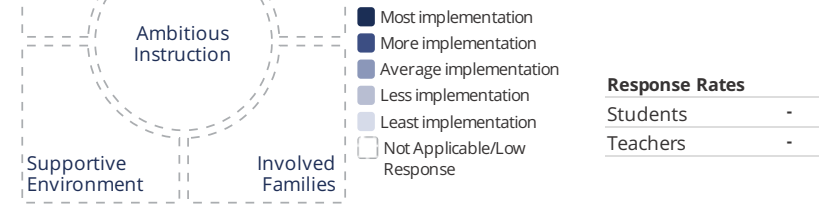


Student Characteristics

White	89%	Low Income	38%
Black	1%	English Learners	0%
Hispanic	6%	With Disabilities	11%
Asian	0%	Homeless	1%
American Indian	0%		
Two or More Races	3%		
Pacific Islander	0%		

School Environment

The **5Essentials Survey** allows students in grades 6-12 and all teachers to share their perspectives on essential conditions for learning. The anonymous survey consists of 5 components.



Response Rates

Students	-
Teachers	-

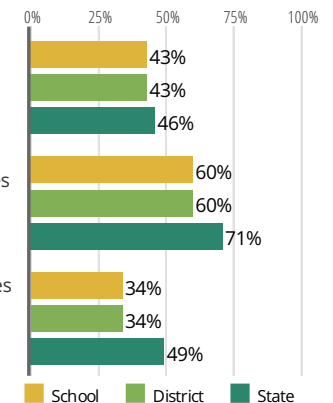
- Effective Leaders**
Do principals and teachers implement a shared vision for success?
- Collaborative Teachers**
Do teachers collaborate to promote professional growth?
- Ambitious Instruction**
Are the classes challenging and engaging?
- Supportive Environment**
Is the school safe, demanding, and supportive?
- Involved Families**
Does the entire staff build strong external relationships?

College Readiness

Ready for College Coursework
Students who meet or exceed ACT college readiness benchmarks

Postsecondary Enrollment
Students who enroll at colleges and universities

Postsecondary Remediation (lower is better)
Students enrolled in Illinois community colleges who require remedial coursework





OREGON HIGH SCHOOL

School Highlights

Academic Courses

Oregon High School offers a strong slate of both Advanced Placement courses and dual credit courses. Students have the opportunity to earn up to a full year of college credit.

Physical Education, Health and Wellness

Our PE department makes extensive use of Fitnessgram that allows our teachers and students to track growth. We also have a strong Strength and Conditioning program for our student athletes.

Other Programs and Activities

8-9th Grade Transition Workshops, Career Education Events, Chess Club, Conflict Resolution, Drama/Theatre, Fiber Arts Club, Hawks Take Flight, Jazz Band, Key Club, Madrigals, Marching Band, National Honor Society, Parent Associations, Poetry Slam, Principal-Parent Advisory Council, Principal-Student Advisory Council, Reading Clubs, Scholastic Bowl, Student Council/Government, Yearbook Club

School Awards

Oregon High School has made the Daily Beast/Newsweek Top American High Schools list twice (2012 and 2014) and received the Bronze Award for U.S. Top High Schools from U.S. News & World Reports

Career Development Courses and Programs

We are served by four community college districts. We have students who take advantage of several off campus programs during the normal school day.

Athletics

Boy's Baseball, Boy's Basketball, Boy's Bowling, Boy's Cross Country, Boy's Football, Boy's Golf, Boy's Soccer, Boy's Swimming & Diving, Boy's Track & Field, Boy's Wrestling, Color Guard, Conditioning and Fitness Classes, Girl's Basketball, Girl's Bowling, Girl's Competitive Cheerleading, Girl's Cross Country, Girl's Golf, Girl's Soccer, Girl's Softball, Girl's Track & Field, Girl's Volleyball

School Personnel Resources

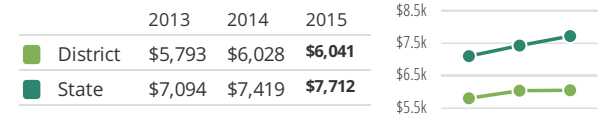
Paraprofessional, School Guidance Counselor, School Nurse, Special Education Teacher, Technology Specialist

Facilities

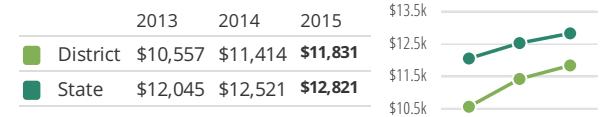
Most of this data has been collected by ISBE from school districts through data systems. Some information, such as the School Highlights, is entered directly by principals and can be updated throughout the year.

District Finance

Instructional Spending per Pupil includes only the activities directly dealing with the teaching of students or the interaction between teachers and students.



Operational Spending per Pupil includes all costs for overall operations in this school's district, including Instructional Spending, but excluding summer school, adult education, capital expenditures, and long-term debt payments.



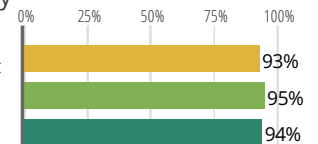
Educator Measures

This school has had **2 principal(s)** over the past 6 years. In the last three years, an average of **87% of teachers** return to this school each year.

Student Attendance and Mobility


Attendance Rate

Rate at which students are present at school, not including excused or unexcused absences



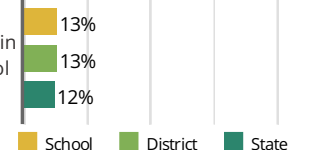
Chronic Truancy Rate

Percentage of students who have been absent without valid reasons for 5% or more of regular school days



Student Mobility

Percentage of students who transfer in or out of the school during the school year, not including graduates



FOR MORE INFORMATION

Visit IllinoisReportCard.com to see additional details about each item of information for this school. There you will find charts spanning multiple years, detailed explanations, resources, more of the school's programs and activities, and powerful tools that let you dig deeper into data.