



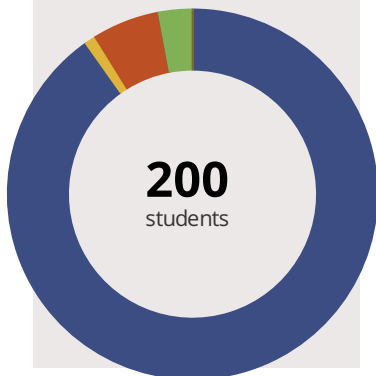
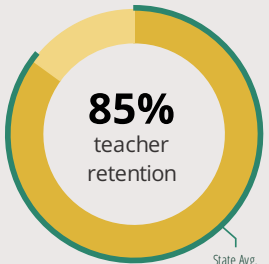
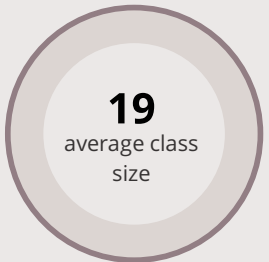
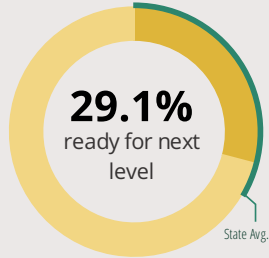
DAVID L RAHN JR HIGH SCHOOL

105 W BRAYTON RD MOUNT MORRIS, IL 61054 1405 (815) 732-5300

Grades: 7-8
District: OREGON CUSD 220

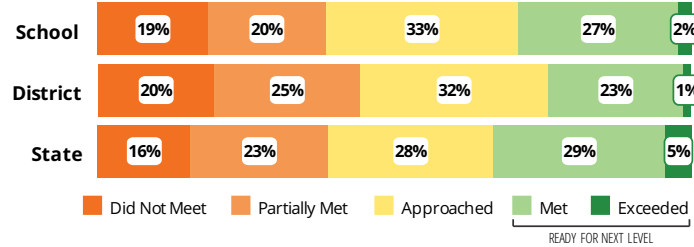
Principal: Mr. Kip Crandall
Superintendent: Mr. Thomas Mahoney

FAST FACTS



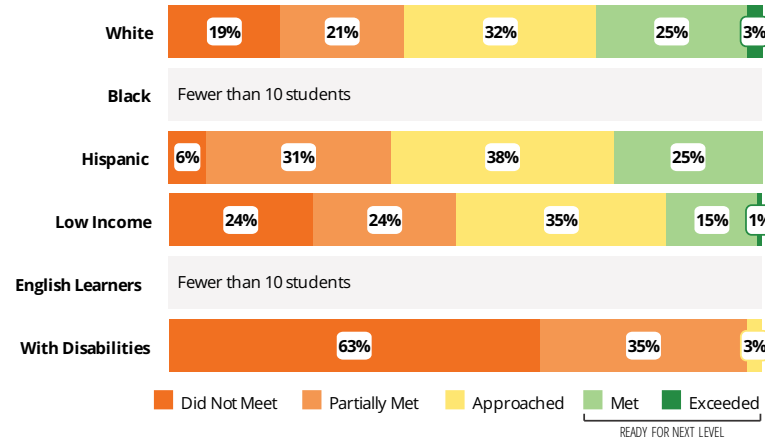
Academic Success

All Illinois students in grades 3-8 take the PARCC assessment each year. High school students take the PARCC in specific Math or English Language Arts (ELA) courses.



Success by Student Group

This display shows PARCC performance levels for each student group. No data is shown for groups with fewer than 10 students.

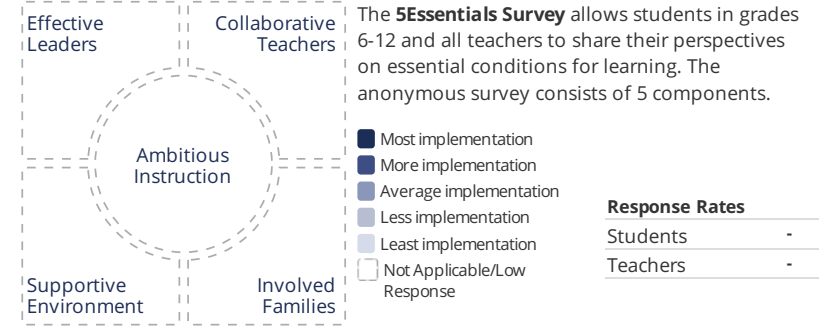


Student Characteristics

White	92%	Low Income	46%
Black	1%	English Learners	1%
Hispanic	6%	With Disabilities	16%
Asian	0%	Homeless	1%
American Indian	0%		
Two or More Races	3%		
Pacific Islander	0%		

School Environment

The **5Essentials Survey** allows students in grades 6-12 and all teachers to share their perspectives on essential conditions for learning. The anonymous survey consists of 5 components.



Response Rates

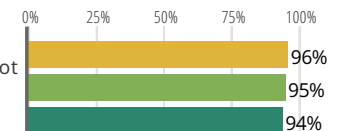
Students	-
Teachers	-

- Effective Leaders**
Do principals and teachers implement a shared vision for success?
- Collaborative Teachers**
Do teachers collaborate to promote professional growth?
- Ambitious Instruction**
Are the classes challenging and engaging?
- Supportive Environment**
Is the school safe, demanding, and supportive?
- Involved Families**
Does the entire staff build strong external relationships?

Student Attendance and Mobility

Attendance Rate

Rate at which students are present at school, not including excused or unexcused absences



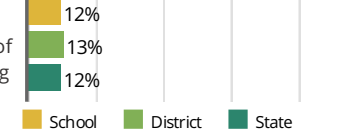
Chronic Truancy Rate

Percentage of students who have been absent without valid reasons for 5% or more of regular school days



Student Mobility

Percentage of students who transfer in or out of the school during the school year, not including graduates





DAVID L RAHN JR HIGH SCHOOL

School Highlights

Academic Courses

David L. Rahn Junior High School offers a traditional selection of core classes which include English/Language Arts, Social Studies, Math & Science. Honors courses are offered in 7th grade math, 8th grade math and 8th grade ELA.

Physical Education, Health and Wellness

General Physical Education, Health Education Courses

Other Programs and Activities

After School TRY Class, Art Club, Auditorium Tech Crew, Builder's Club, Card Making Club, Drama/Theatre, Homework Club, Journalism Club, Marching Band, Newspaper, Scholastic Bowl, Student Council/Government, Yearbook Club

School Awards

Dusty Cremer -Those Who Excel Award of Excellence, 2014 8th grade girl's volleyball Rt. 72 Conf. champs, 2014 7th grade girl's volleyball Rt. 72 Conf. 2nd place, 8th grade girl's basketball Rt. 72 Conf. 2nd place, 2014 8th grade girl's track IESA sectional 3rd place, 2014 7th grade girl's track Rt. 72 Conf. runner up, ExxonMobil Community Alliance

Career Development Courses and Programs

Athletics

Boy's Basketball, Boy's Bowling, Boy's Cross Country, Boy's Track & Field, Boy's Wrestling, Girl's Basketball, Girl's Bowling, Girl's Cross Country, Girl's Sideline Cheerleading, Girl's Track & Field, Girl's Volleyball

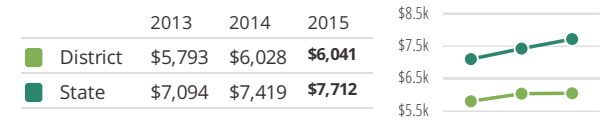
School Personnel Resources

Paraprofessional, School Guidance Counselor, Special Education Teacher

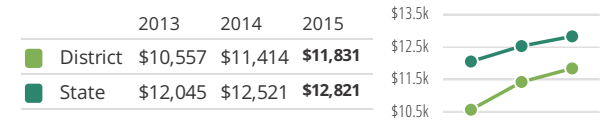
Facilities

District Finance

Instructional Spending per Pupil includes only the activities directly dealing with the teaching of students or the interaction between teachers and students.



Operational Spending per Pupil includes all costs for overall operations in this school's district, including Instructional Spending, but excluding summer school, adult education, capital expenditures, and long-term debt payments.



Educator Measures

This school has had **2 principal(s)** over the past 6 years. In the last three years, an average of **85% of teachers** return to this school each year.

FOR MORE INFORMATION

Visit IllinoisReportCard.com to see additional details about each item of information for this school. There you will find charts spanning multiple years, detailed explanations, resources, more of the school's programs and activities, and powerful tools that let you dig deeper into data.

Most of this data has been collected by ISBE from school districts through data systems. Some information, such as the School Highlights, is entered directly by principals and can be updated throughout the year.